



Skylite Series | SKLL 4x4

Date

Notes

Project

Type

Qty

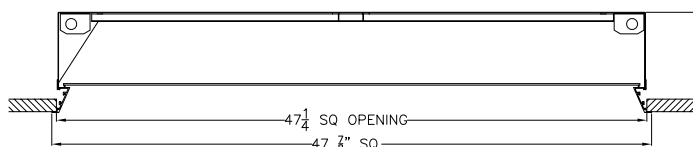
Features

- Aluminum trim regresses lens 2" into housing.
- LED optimized optics for smooth, efficient illumination.
- Programmable driver for custom lumen packages.
- 0-10V dimming to 1% standard or Dim-to-Off.
- DMX, Lutron and DALI protocols also available.
- Sensor Ready for wireless Smart Lighting Solutions.
- 80/90CRI, Tunable White, RGBW & RGBWW.
- Bios SkyBlue™ circadian solutions available.
- Compatible with Armstrong® ceiling systems.
- Decorative Sky Panel lenses available.

Declare Red List Approved.



Sky Panels
page 4.



Ordering Guide

Declare. BAA



MODEL	OPTICS	CCT ¹	LUMENS ²	SIZE	MOUNTING ³	FINISH	OPTIONS
SKLL1-D	SI			44			
SKLL1-D Direct	STANDARD SI =Satin Ice Acrylic Lens SKY PANELS See page 4 for options and ordering code.	STATIC WHITE 27 = 2700K 30 = 3000K 35 = 3500K 40 = 4000K 50 = 5000K BIOS SkyBlue Spectrally optimized circadian solutions. TUNABLE WHITE (2700K-6500K) 2DIM10 = for 0-10V 2DMX = for DMX 2ESN = for Philips 2CAS = for Casambi 2LUT = for Lutron DIM-TO-WARM (2700K-6500K) DTW = Dim-to-Warm RGB + WHITE RGB = RGB RGBW = RGBW RGBWW = RGBWW	LO = 16,122 (125W, 137LPW) SO = 21,467 (167W, 134LPW) HO = 26,707 (209W, 128LPW) CUSTOM For custom lumens specify value < HO	44 = 4x4	G = Grid 15/16" T-Bar MG = Mini Grid 9/16" T-Bar SG = Slot Grid SGF = Slot Grid Flush XG = Interlude XGF = Interlude Flush TGF = Tegular Flush 15/16" T-Bar XGF = Tegular Flush 9/16" T-Bar S = Surface F = Flange	W = White CC = Custom Color AMW = Anti-Microbial White	DIMMING DRIVERS DIM10 = 0-10V (1%) Standard DTO = 0-10V (Dim-to-Off) DIMST = 0-10V Step Dimming DIMSR = DALI Sensor Ready (5.0%) DALI = DALI (5.0%) DMX = DMX LUTRON™ DIMMING DRIVERS LDE1 = Hi-Lume 1% EcoSystem LD2 = Digital 1% (DALI-2) L3DA3W = Hi-Lume 1% 3-Wire SENSORS & CONTROLS⁴ AVO = Avi-On Sensor AWNS = Lutron Athena Sensor ESN = EasySense Sensor CAS = Casambi Wireless Control EMERGENCY⁵ EMC = Emergency Circuit GTD = Generator Transfer Device EPC4 = 4W Emergency Battery EPC6 = 6.5W Emergency Battery EPC10 = 10W Emergency Battery EPC12 = 12W Emergency Battery WIRING & OTHER FWH = Flexible Wiring Harness FK44 = Flange Kit

¹All LED, BIOS, Tunable White, DTW, and RGB/W options and Ordering Codes page 2.

²Lumens at 80CRI, 4000K, SI lens. Photometry page 3.

³See page 3 for all mounting options.

⁴All Sensor & Control options page 2.

⁵EPC6 is standard unless otherwise specified. EPC not for DMX drivers.

BAA letter of compliance available at www.dayolite.com.

LED, BIOS, Sensor & Control Ordering Codes

LED

Static White

30 = 3000K 80 CRI
35 = 3500K 80 CRI
40 = 4000K 80 CRI
50 = 5000K 80 CRI

927 = 2700K 90 CRI
930 = 3000K 90 CRI
935 = 3500K 90 CRI
940 = 4000K 90 CRI

Tunable White¹ (2700K-6500K)

2DIM10 = 0-10V 80 CRI
2DMX = DMX 80 CRI
2CAS = Casambi Wireless 80 CRI
2ESN = Philips EasySense 80 CRI
2LUT = Lutron (LD2) 80 CRI

92DIM10 = 0-10V 90 CRI
92DMX = DMX 90 CRI
92CAS = Casambi Wireless 90 CRI
92ESN = Philips EasySense 90 CRI
92LUT = Lutron (LD2) 90 CRI

Dim-to-Warm²

DTW = 6500K-2700K 80 CRI
9DTW = 6500K-2700K 90 CRI

RGB/W³

RGB = RGB only
RGB27 = RGB w/2700K
RGB30 = RGB w/3000K
RGB35 = RGB W/3500K
RGB40 = RGB w/4000K
RGB50 = RGB w/5000K
RGBWW = RGB w/2700K-6500K

Single Color

RED = Red
BLU = Blue
GRN = Green
AMB = Amber

BIOS SkyBlue



BIOS SkyBlue biological technology brings the benefits of blue skies inside. BIOS SkyBlue is the only spectrally optimized circadian solution to target the region that drives wellness benefits including: increased alertness, enhanced productivity, better mood, and better sleep. More information may be found at www.bioslighting.com or by contacting Day-O-Lite directly. All options for 0-10V control.

BIOS Biological Static

For daytime applications. BIOS Static Biological LED features key BIOS SkyBlue (490nm) for maximum daytime circadian impact.

B30 = 3000K
B35 = 3500K
B40 = 4000K

BIOS Biological Dynamic White

Designed to transition from daytime to evening in a dim-to-warm protocol. The daytime CCT includes full BIOS SkyBlue (490nm) for maximum daytime circadian impact, while the evening spectrum removes BIOS SkyBlue for minimal circadian stimulus after hours.

B30D = 3000K-2700K
B35D = 3500K-3000K
B40D = 4000K-3500K

BIOS Biological Tunable White

Designed to transition from daytime to evening in a tunable white protocol. The daytime CCT includes full BIOS SkyBlue (490nm) for maximum daytime circadian impact, while the evening spectrum removes BIOS SkyBlue for minimal circadian stimulus after hours.

B30T = 3000K-2700K
B35T = 3500K-2700K
B40T = 4000K-2700K

Sensors & Controls

Sensors*

AVO = Avi-On Occ/Day
AVM = Avi-On Occ (Microwave)
BNV = BubblyNet Occ/Day
ENC = Encelium Occ/Day
ENL = EnLighted Occ/Day/Temp
LEG = Legrand Occ/Day
ANW = Lutron Athena Occ/Day
VIVE = Lutron Vive Occ/Day
NLT = Acuity nLight Occ/Day
NXC = Current NX Occ/Day
ESN = Philips EasySense Occ/Day
WVL = Cooper WaveLinx Occ/Day

Wireless Control*

CAS = Casambi

*Sensors for remote mount only.

Sensors and control options to be commissioned wirelessly in the field by qualified controls personnel with applicable apps (by others).

Other Options

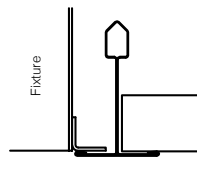
Other sensor and wireless control options are available. Contact factory for details.

¹Tunable white may be controlled by a number of dimming protocols as shown.

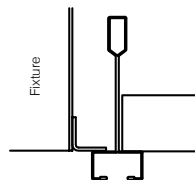
²Dim-to-Warm mimics incandescent dimming by warming the CCT from 6500K to 2700K as light levels are dimmed.

³All RGB, RGBW and RGBWW options for DMX control (by others). 80 CRI standard.

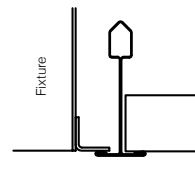
Mounting Options



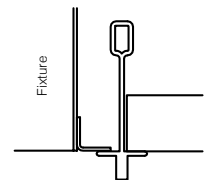
G
15/16" T-Bar



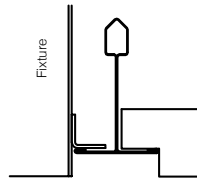
MG
9/16" T-Bar



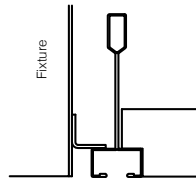
SG
Slot Grid



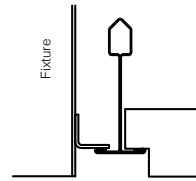
XG
Interlude



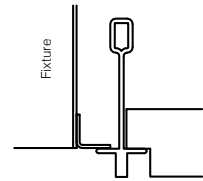
TGF
15/16" Tegalur
Flush



MTGF
9/16" Tegalur
Flush

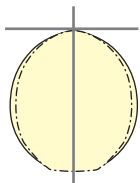


SGF
Slot Grid
Flush



XGF
Interlude
Flush

Photometry



SKLL-D-SI-40-**LO**-44
CCT: 4000K
WATTS: 118
LUMENS: 16,122
LPW: 137

SKLL-D-SI-40-**SO**-44
CCT: 4000K
WATTS: 160
LUMENS: 21,467
LPW: 134

SKLL-D-SI-40-**HO**-44
CCT: 4000K
WATTS: 208
LUMENS: 26,707
LPW: 128

4000K @ 80CRI, SI lens. DLC @ 3500K & 400K.

Use the following multipliers for other CCTs: 2700K x 0.94, 3000K x 0.96, 3500K x 0.98, 5000K x 1.02. IES files @ www.dayolite.com

Specifications

CONSTRUCTION: 20 gauge CRS Steel housing w/extruded aluminum trim.

REFLECTOR: 20 gauge CRS finished in highly reflective baked white enamel with pre-finished reflective LED tray.

OPTICS: LED optimized Satin Ice acrylic lay-in lenses.

LED: Static white LED modules in 27/30/35/40 & 50K CCT, 80/90CRI. Lumen maintenance minimum L_{70} = 50,000 hours. 3 SDCM color consistency. BIOS SkyBlue, RGB, RGBW, RGBWW. Tunable White and Dim-to-Warm options available.

DRIVER: Standard driver is Class 2 AOC 0-10V to 1%, Dim-to-Off available. 120/277V input, PF > 90%, THD < 20 @ 120V. Additional dimming protocols available. All drivers prewired from factory for connection to control system (by others). Field replaceable.

MOUNTING: Standard installation is in an exposed inverted T-bar ceiling. Fixtures are supplied with four support brackets for additional support to T-bar. May also be installed in a plaster ceiling (F/TRL mounting option with Flange).

FINISH: Housing and components finished in baked white enamel.

CERTIFICATION: cETLus listed conforming to UL STD. 1598 and certified to CSA STD C22.2 NO. 250.0. Suitable for dry & damp locations. Union Made in the United States of America, I.B.E.W, BAA compliant, Declare Red List Approved.

LEGAL: Day-O-Lite, a division of SCW Corporation. All rights reserved. The Day-O-Lite logo is a registered trademark of SCW Corporation. Day-O-Lite reserves the right to change specifications without notice for product improvement.

Sky Panel Optics

Use desired ordering codes below. Sizes shown are 2x4. Panels for 1x2, 2x2 and 1x4 are cut from the same lens and may differ. Consult factory for additional options and information. Photometric performance will vary by lens and cut, and will be lower than published on page one of this specification sheet. For best performance, blue sky and white clouds use 3500K or higher CCT.



AZ = Arizona Sky



CA1 = California Sky



CA2 = California Sky



LG = Laguna Sky



CB = Cherry Blossoms



PS = Purple Splash



ST = Sun & Trees



BF = Balloon Fest